

Form 19093

( 537 )

Printed in U. S. A.

# LIST OF PARTS



## MACHINE No. 176-14

---

**THE SINGER MANUFACTURING COMPANY**

## INSTRUCTIONS FOR OILING

---

To ensure easy running and prevent unnecessary wear of the parts which are in movable contact, the machine requires oiling each day.

Apply Singer "Stainless Oil For High Speed Machines" to all oil holes accessible from the outside. Remove the top cover and the front cover and lubricate all oiling points thus uncovered.

Copyright, U. S. A., 1935 and 1937,  
by The Singer Manufacturing Co.  
All Rights Reserved for all Countries

## INDEX

	Page
Accessories.....	10
Feeding Disc Opening and Starting Parts.....	10
Machine Base.....	10
Machine No. 176-14.....	5
Numerical List of Parts.....	13
Spool Stand.....	11



## INSTRUCTIONS FOR ORDERING

In ordering from this list, use ONLY the part NUMBER in the FIRST column.

The number stamped on a Sewing Machine Part is in every case the number of the single part only.

Every combination of parts sent out as such has its specific number, which, although not stamped on the parts, must be used when ordering the combination.

Each number always indicates the SAME PART in whatever list it appears, or for whatever machine.

The letters after some of the numbers indicate the style of finish only, as follows:

- A-Hardened, Polished, Nickel Plated and Buffed
- B-Polished, Nickel Plated and Buffed
- C-Hardened Only
- D-Polished Only
- E-Soft, Not Polished
- F-Hardened and Polished
- F.J-Hardened, Polished and Nickel Plated
- G-Bright Rumbled and Nickel Plated
- H-Blued
- J-Nickel Plated Only
- K-Hardened and Nickel Plated
- L-Brass Plated
- M-Oxidized
- N-Japanned, Dull
- P-Japanned, Bright
- R-Merlized
- S-Cadmium Plating
- T-Copper Plated
- T.A-Hardened, Polished, Copper and Nickel Plated and Buffed
- T.B-Copper and Nickel Plated and Polished
- T.J-Copper and Nickel Plated Only
- T.K-Hardened, Copper and Nickel Plated
- T.M-Copper Plated and Oxidized
- T.L-Copper and Brass Plated
- U-Zinc Plated
- V-Silver Plated
- W-Polished and Nickel Plated
- Y-Black Nickel Plated Only
- Z-Chromium Plated
- Z.B-Polished, Nickel Plated, Buffed and Chromium Plated
- Z.J-Nickel and Chromium Plated

These letters MUST BE USED when they appear in the list; and AFTER the number as in the list.


In this series:

- 1 to 1500, 50001 to 51500 and 140001 to 142000 are Screw Numbers
- 1501 to 1800 and 51501 to 51800 are Nut Numbers
- 1801 to 2000 and 51801 to 52000 are Roller Numbers
- 2001 to 50000 and 52001 to 140000 and 142001 to 190000 are Sewing Machine Parts, 190001 and upward are numbers of Electrical Parts.

The figures in the second column refer only to the plates, illustrating the parts, and are NOT TO BE USED in ordering.

Parts marked with an asterisk (\*) are furnished only when repairs are made at factory.

# LIST OF PARTS COMPLETE FOR



## MACHINE No. 176-14

For Sewing Sock Lining in Felt and Combination Felt and Leather Slippers. Horizontal needle bar with 1 3/8 inch stroke. Three movement looper. Can be adjusted to make from 4 to 10 stitches per inch. Fitted with special feed disc and work gauges. Speed 1500 R. P. M.

No.	Plate	Name
176100	22645	Balance Wheel, 3 15/16 in. diam. pulley, with 445C.....
445C	22634	Balance Wheel Set Screw.....
176102	22635	" " Shaft.....
176103	22635	" " " Bushing (left).....
998C	22646	" " " " " Set Screw.....
176104	22635	Balance Wheel Shaft Bushing (right).....
998C	22646	" " " " " Set Screw.....
176105	22635	Balance Wheel Shaft Counterbalance (large).....
176106	22635	Balance Wheel Shaft Counterbalance (small).....
145E	22634	Balance Wheel Shaft Counterbalance Screw (long).....



## PARTS FOR MACHINE No. 176-14

No.	Plate	Name
159E	22634	Balance Wheel Shaft Counterbalance Screw (short).....
176107	22634	Balance Wheel Washer (felt).....
176108	22635	Feed Connection.....
140086C	22634	" " Hinge Screw.....
176109	22635	" Eccentric with 889C.....
176110	22634	" " Pin.....
889C	22646	" " Set Screw.....
176111	22635	" Lever.....
176187	22647	Feeding Disc (back) with two 445C.....
445C	22634	" " " Set Screw.....
176113	22635	" " " Shaft.....
176114	22635	" " " " Reinforcing Sleeve with two 445C.....
445C	22634	Feeding Disc (back) Shaft Reinforcing Sleeve Set Screw.....
176150	22635	Feeding Disc (back) Worm Gear with two 445C.....
445C	22634	Feeding Disc (back) Worm Gear Set Screw.
176151	22635	" " " " Wheel.....
176115	22637	" " " " " Driver with 440C.....
176017	22646	Feeding Disc (back) Worm Wheel Driver Collar with 460C.....
460C	22646	Feeding Disc (back) Worm Wheel Driver Collar Set Screw.....
176116	22634	Feeding Disc (back) Worm Wheel Driver Pressure Spring.....
176117	22634	Feeding Disc (back) Worm Wheel Driver Pressure Spring Stud.....
176118	22634	Feeding Disc (back) Worm Wheel Driver Screw Stud.....
176119	22634	Feeding Disc (back) Worm Wheel Driver Wearing Screw Stud.....
51664C	22634	Feeding Disc (back) Worm Wheel Driver Wearing Screw Stud Nut.....
440C	22646	Feeding Disc (back) Worm Wheel Driver Wearing Screw Stud Set Screw.....
176120	22634	Feeding Disc (back) Worm Wheel Pin.....
176121	22637	" " " " " Shaft....
176122	-----	" " " " " " 176121 with 176120 and 176151.....
577C	22646	Feeding Disc (back) Worm Wheel Shaft Screw Center.....
176024	-----	Feeding Disc (back) Worm Wheel Shaft Screw Center 577C with 51661J.....
51661J	22646	Feeding Disc (back) Worm Wheel Shaft Screw Center Nut.....
176123	22637	Feeding Disc (back) Worm Wheel Stop Dog.

## 7

From the library of: Superior Sewing Machine & Supply LLC



## PARTS FOR MACHINE No. 176-14

No.	Plate	Name
176145	22639	Looper Driving Shaft Frame.....
176146	22639	" " " " Crank.....
176147	22639	" " " " " 176146 with 176148.....
176148	22639	Looper Driving Shaft Frame Crank Driving Stud.....
176149	22639	Looper Driving Shaft Frame Crank Hinge Bracket (back).....
176144	22639	Looper Driving Shaft Frame Crank Hinge Bracket (front).....
176153	-----	Looper Driving Shaft Frame Crank Hinge Bracket (front) Packing (.006" thick).....
176152	22639	Looper Driving Shaft Frame Crank Hinge Bracket (front) Packing (.020" thick).....
1396C	22646	Looper Driving Shaft Frame Crank Hinge Bracket Screw.....
1684J	22646	Looper Driving Shaft Frame Crank Nut....
176155	22645	" Oscillating Cam with 889C.....
176156	22640	" " " Pin.....
889C	22646	" " " Set Screw.....
176157	22640	" " Crank with 164E.....
176158	22640	" " " Ball.....
176159	22640	" " " Stud.....
164E	22640	" " " " Clamp- ing Screw.....
176160	22640	Looper Oscillating Crank Pin.....
*176081	-----	Needle Bar (hollow).....
176161	22639	" " 176081 with 176173.....
176162	-----	Needle Bar complete, Nos. 140082F, 140089F, 140090F, 176161, 176168, 176169, 176171 176172 and 176174.....
176163	22640	Needle Bar Bushing with 176164.....
51665C	22634	" " " Lock Nut.....
176164	22640	" " " Steady Pin.....
176165	22647	" " Connection with two 51320E...
51320E	22640	" " " Clamping Screw....
176166	22647	" " Eccentric with 889C.....
176110	22634	" " " Pin.....
889C	22646	" " " Set Screw.....
176168	22640	" " Thread Guide.....
140082F	22646	" " " Screw.....
140089F	22640	" " " Nipper Screw.....
176169	22640	" " " " Bushing..
176170	22647	" " " " Slide Rod.....
440C	22646	" " " " " Set Screw.....
176171	22640	Needle Bar Thread Nipper Spring.....



No.	Plate	Name
176172	22640	Needle Clamp.....
*176173	-----	" " Body.....
140090F	22640	" " Screw.....
176174	22640	" " Steady Pin.....
176197	22646	" Guide.....
1477E	22646	" " Screw.....
176176	22648	Stitch Indicator.....
176177	22648	" Regulating Screw Stud.....
176178	22648	" " " " 176177 with 176179 and 176180.....
176179	22648	Stitch Regulating Screw Stud Block.....
176180	22648	" " " " " Pin..
1684C	22646	" " " " Nut.....
176181	22648	" " " " " Washer..
176182	22648	" " " " Slide Block
51666J	22648	" " " " Thumb Nut..
633C	22634	Tension Screw Stud.....
58592	-----	" " " 633C with 1560C.....
2102	22634	" Disc.....
1560C	22634	" Regulating Thumb Nut.....
176084	22634	" Spring.....
176085	-----	Tension complete, Nos. 58592, 176084 and two 2102.....
*15404	-----	Trade Mark.....
15405	-----	" " Rivet.....
*176183	-----	Work Guide.....
176198	22647	" " 176183 with 176196.....
*176196	-----	" " Plate.....
448C	22640	" " Set Screw.....

## ACCESSORIES

No.	Plate	Name
176087	-----	Belt, 5/16 in. round, 36 in. long with 25029.....
25029	22648	Belt Hook.....
120342	22649	Oiler (copper plated) with 120343.....
120343	22649	" Spout, 3 1/2 in. long.....
26026	22649	Screw Driver.....
176089	22649	Tweezers.....
176202	22649	Wrench for 176141.....

## MACHINE BASE

No.	Plate	Name
176184	22645	Machine Base with four wood screws 1 in. No. 10 F.H.....
49123	22649	Machine Base Oil Pipe.....
49124	22649	" " " " Drain Cock.....
122E	22648	" Screw.....

## FEEDING DISC OPENING AND STARTING PARTS

No.	Plate	Name
175216	22650	Feeding Disc Opening Treadle.....
175217	22647	" " " " Hinge Pin..
175218	22650	" " " " Stand.....
175219	22650	Feeding Disc Opening Treadle complete, Nos. 175216 to 175218 and two wood screws 1 in. No. 14 F.H.....
46848	22650	Feeding Disc Opening Treadle Pitman Rod (lower).....
46848	22650	Feeding Disc Opening Treadle Pitman Rod (upper).....
46849	22650	Feeding Disc Opening Treadle Pitman Rod (upper) Connecting Lever.....
46850	22650	Feeding Disc Opening Treadle Pitman Rod (upper) Connecting Lever Bracket...



No.	Plate	Name
24665	22634	Feeding Disc Opening Treadle Pitman Rod (upper) Connecting Lever Hinge Pin.
152011	22650	Feeding Disc Opening Treadle Pitman Rod (upper) Connecting Lever complete, Nos. 24665, 46849, 46850 and two wood screws 3/4 in. No. 10 R.H.....
176185	22650	Feeding Disc Opening Treadle Pitman Rod (upper) Connecting Lever Chain (8 links).....
80223	22650	Feeding Disc Opening Treadle Pitman Rod Clamp with 361C.....
361C	22648	Feeding Disc Opening Treadle Pitman Rod Clamp Set Screw.....
123183	22634	Feeding Disc Opening Treadle Pitman Rod Cotter Pin.....
176091	22650	Feeding Disc Opening Treadle Pitman Rod complete, Nos. 80223 and two each 46848 and 123183.....
175216	22650	Starting Treadle.....
175217	22647	" " Hinge Pin.....
175218	22650	" " Stand.....
175219	22650	Starting Treadle complete, Nos. 175216 to 175218 and two wood screws 1 in. No. 14 F.H.....
46848	22650	Starting Treadle Pitman Rod (lower).....
46848	22650	" " " " (upper).....
80223	22650	" " " " Clamp with 361C.....
361C	22648	Starting Treadle Pitman Rod Clamp Set Screw.....
123183	22634	Starting Treadle Pitman Rod Cotter Pin..
176091	22650	Starting Treadle Pitman Rod complete, Nos. 80223 and two each 46848 and 123183.....

## SPOOL STAND

No.	Plate	Name
27882	22650	Spool Rest.....
60655	-----	" " 27882 with 27884.....
41514	22650	" Weight, 4 in. diam., with 41515...
41515	-----	" " Center Pin.....
27884	22650	Thread Eyelet Rod.....
27885	22650	Spool Stand complete, Nos. 41514, 60655 and two wood screws 3/4 in. No. 10 F.H.....



Genuine Singer Needles should be used  
in Singer Machines.  
These Needles and their Containers  
are marked with the  
Company's Trade Mark "SIMANCO." 1

Needles in Containers marked  
"For Singer Machines"  
are not Singer made needles. 2

NUMERICAL  
LIST  
OF PARTS

## NUMERICAL LIST OF PARTS

---

No.	Plate	Name
122E	22648	Machine Screw.....
145E	22634	Balance Wheel Shaft Counterbalance Screw (long).....
159E	22634	Balance Wheel Shaft Counterbalance Screw (short).....
164E	22640	Looper Oscillating Crank Ball Stud Clamping Screw, for 176157.....
361C	22648	Feeding Disc Opening Treadle Pitman Rod Clamp Set Screw, for 80223.....
361C	22648	Starting Treadle Pitman Rod Clamp Set Screw, for 80223.....
376J	22646	Head of Machine Back Cover Screw.....
435C	22646	Feeding Disc (back) Worm Wheel Stop Dog Hinge Stud Set Screw.....
440C	22646	Feeding Disc (back) Worm Wheel Driver Wearing Screw Stud Set Screw, for 176115.....
440C	22646	Needle Bar Thread Nipper Slide Rod Set Screw.....
445C	22634	Balance Wheel Set Screw, for 176100.....
445C	22634	Feeding Disc (back) Set Screw, for 176187
445C	22634	" " " Shaft Reinforcing Sleeve Set Screw, for 176114.....
445C	22634	Feeding Disc (back) Worm Gear Set Screw, for 176150.....
448C	22640	Work Guide Set Screw.....
460C	22646	Feeding Disc (back) Worm Wheel Driver Collar Set Screw, for 176017.....
577C	22646	Feeding Disc (back) Worm Wheel Shaft Screw Center, for 176024.....
577C	22646	Feeding Disc (front) Arm Bell Crank Shaft Set Screw.....
633C	22634	Tension Screw Stud, for 58592.....
889C	22646	Feed Eccentric Set Screw, for 176109....
889C	22646	Looper Driving Eccentric Set Screw, for 176142.....
889C	22646	Looper Oscillating Cam Set Screw, for 176155.....
889C	22646	Needle Bar Eccentric Set Screw, for 176166.....
998C	22646	Balance Wheel Shaft Bushing (left) Set Screw.....
998C	22646	Balance Wheel Shaft Bushing (right) Set Screw.....



## NUMERICAL LIST OF PARTS

No.	Plate	Name
1396C	22646	Feeding Disc (front) Bearing Stud Clamping Screw, for 176190.....
1396C	22646	Looper Driving Shaft Frame Crank Hinge Bracket Screw.....
1477C	22646	Needle Guide Screw, for 176189.....
1560C	22634	Tension Regulating Thumb Nut, for 58592.
1684J	22646	Looper Driving Shaft Frame Crank Nut....
1684C	22646	Stitch Regulating Screw Stud Nut.....
1714E	22646	Feeding Disc (front) Arm Pressure Spring Screw Nut.....
2102	22634	Tension Disc, for 176085.....
*15404	-----	Trade Mark, for 176135.....
15405	-----	" " Rivet, for 176135.....
24665	22634	Feeding Disc Opening Treadle Pitman Rod (upper) Connecting Lever Hinge Pin, for 152011.....
25029	22648	Belt Hook, for 176087.....
26028	22649	Screw Driver (Accessories).....
27882	22650	Spool Stand Spool Rest, for 60655.....
27884	22650	" " Thread Eyelet Rod, for 60655
27885	22650	Spool Stand complete, Nos. 41514, 60655 and two wood screws 3/4 in. No. 10 F.H.....
41514	22650	Spool Stand Spool Weight, 4 in. diam. with 41515, for 27885.....
41515	-----	Spool Stand Spool Weight Center Pin, for 41514.....
46848	22650	Feeding Disc Opening Treadle Pitman Rod (lower) for 176091.....
46848	22650	Feeding Disc Opening Treadle Pitman Rod (upper) for 176091.....
46848	22650	Starting Treadle Pitman Rod (lower) for 176091.....
46848	22650	Starting Treadle Pitman Rod (upper) for 176091.....
46849	22650	Feeding Disc Opening Treadle Pitman Rod (upper) Connecting Lever, for 152011
46850	22650	Feeding Disc Opening Treadle Pitman Rod (upper) Connecting Lever Bracket, for 152011.....
49123	22649	Machine Base Oil Pipe.....
49124	22649	" " " " Drain Cock.....
51320E	22640	Needle Bar Connection Clamping Screw, for 176165.....
51661J	22646	Feeding Disc (back) Worm Wheel Shaft Screw Center Nut, for 176024.....
51664C	22634	Feeding Disc (back) Worm Wheel Driver Wearing Screw Stud Nut.....
51665C	22634	Needle Bar Bushing Lock Nut.....

## NUMERICAL LIST OF PARTS

15

No.	Plate	Name
51866J	22648	Stitch Regulating Screw Stud Thumb Nut..
58592	-----	Tension Screw Stud 633C with 1560C, for 176085.....
60655	-----	Spool Stand Spool Rest 27882 with 27884, for 27885.....
80223	22650	Feeding Disc Opening Treadle Pitman Rod Clamp with 361C, for 176091.....
80223	22650	Starting Treadle Pitman Rod Clamp with 361C, for 176091.....
120342	22649	Oiler (copper plated) with 120343 (Ac- cessories).....
120343	22649	Oiler Spout, 3 1/2 in. long, for 120342.
123183	22634	Feeding Disc Opening Treadle Pitman Rod Cotter Pin, for 176091.....
123183	22634	Starting Treadle Pitman Rod Cotter Pin, for 176091.....
140082F	22646	Needle Bar Thread Guide Screw, for 176162
140086C	22634	Feed Connection Hinge Screw.....
140087E	22646	Feeding Disc (front) Arm Pressure Spring Screw.....
140088R	22634	Head of Machine Front Cover Screw.....
140089F	22640	Needle Bar Thread Nipper Screw, for 176162.....
140090F	22640	Needle Clamp Screw, for 176162.....
140091F	22646	Feeding Disc (front) Cap Screw, for 176189.....
152011	22650	Feeding Disc Opening Treadle Pitman Rod (upper) Connecting Lever complete, Nos. 24665, 46849, 46850 and two wood screws 3/4 in. No. 10 R.H.....
175216	22650	Feeding Disc Opening Treadle, for 176219.
175216	22650	Starting Treadle, for 175219.....
175217	22647	Feeding Disc Opening Treadle Hinge Pin, for 175219.....
175217	22647	Starting Treadle Hinge Pin, for 175219..
175218	22650	Feeding Disc Opening Treadle Stand, for 175219.....
175218	22650	Starting Treadle Stand, for 175219.....
175219	22650	Feeding Disc Opening Treadle complete, Nos. 175216 to 175218 and two wood screws 1 in. No. 14 F.H.....
175219	22650	Starting Treadle complete, Nos. 175216 to 175218 and two wood screws 1 in. No. 14 F.H.....
176009	22648	Feeding Disc (front) Arm Shaft Pin, for 176191.....
176009	22648	Head of Machine Top Cover Steady Pin, for 176135.....



## NUMERICAL LIST OF PARTS

No.	Plate	Name
176017	22646	Feeding Disc (back) Worm Wheel Driver Collar with 460C.....
176024	-----	Feeding Disc (back) Worm Wheel Shaft Screw Center 577C with 51661J.....
176045	22648	Head of Machine Top Cover Thread Eyelet, for 176139.....
*176081	-----	Needle Bar (hollow) for 176161.....
176084	22634	Tension Spring, for 176085.....
176085	-----	Tension complete, Nos. 58592, 176084 and two 2102.....
176087	-----	Belt, 5/16 in. round, 36 in. long, with 25029 (Accessories).....
176089	22649	Tweezers (Accessories).....
176091	22650	Feeding Disc Opening Treadle Pitman Rod complete, Nos. 80223 and two each 46848 and 123183.....
176091	22650	Starting Treadle Pitman Rod complete, Nos. 80223 and two each 46848 and 123183.....
176100	22645	Balance Wheel, 3 15/16 in. diam. pulley, with 445C.....
176102	22635	Balance Wheel Shaft.....
176103	22635	" " " Bushing (left).....
176104	22635	" " " " (right).....
176105	22635	" " " Counterbalance (large).....
176106	22635	Balance Wheel Shaft Counterbalance (small).....
176107	22634	Balance Wheel Washer (felt).....
176108	22635	Feed Connection.....
176109	22635	" Eccentric with 889C.....
176110	22634	" " Pin.....
176110	22634	Needle Bar Eccentric Pin.....
176111	22635	Feed Lever.....
176113	22635	Feeding Disc (back) Shaft.....
176114	22635	" " " " Reinforcing Sleeve with two 445C.....
176115	22637	Feeding Disc (back) Worm Wheel Driver with 440C.....
176116	22634	Feeding Disc (back) Worm Wheel Driver Pressure Spring.....
176117	22634	Feeding Disc (back) Worm Wheel Driver Pressure Spring Stud.....
176118	22634	Feeding Disc (back) Worm Wheel Driver Screw Stud.....
176119	22634	Feeding Disc (back) Worm Wheel Driver Wearing Screw Stud.....
176120	22634	Feeding Disc (back) Worm Wheel Pin, for 176122.....



## NUMERICAL LIST OF PARTS

17

No.	Plate	Name
176121	22637	Feeding Disc (back) Worm Wheel Shaft, for 176122.....
176122	-----	Feeding Disc (back) Worm Shaft 176121 with 176120 and 176151.....
176123	22637	Feeding Disc (back) Worm Wheel Stop Dog.
176124	22637	" " " " " " "
		Hinge Stud.....
176125	22637	Feeding Disc (back) Worm Wheel Stop Dog Spring.....
176129	22637	Feeding Disc (front) Arm Bell Crank.....
176130	22637	" " " " " " Shaft
176131	22637	" " " " " Pressure Spring
*176132	22645	" " " " " Shaft (lower) for 176191.....
*176133	22645	Feeding Disc (front) Arm Shaft (upper) for 176191.....
*176135	-----	Head of Machine with 15404 and two each 15405 and 176009.....
176136	22637	Head of Machine Back Cover.....
176137	22637	" " " " " Clamp.....
176138	22645	" " " " " Front Cover.....
176139	22645	" " " " " Top Cover with three 176045.....
176140	22639	Looper.....
176141	22640	" Clamping Nut.....
176142	22639	" Driving Eccentric with 889C.....
176143	22639	" " Shaft.....
176144	22639	" " " Frame Crank Hinge Bracket (front).....
176145	22639	Looper Driving Shaft Frame.....
176146	22639	" " " " Crank, for 176147.....
176147	22639	Looper Driving Shaft Frame Crank 176146 with 176148.....
176148	22639	Looper Driving Shaft Frame Crank Driving Stud, for 176147.....
176149	22639	Looper Driving Shaft Frame Crank Hinge Bracket (back).....
176150	22635	Feeding Disc (back) Worm Gear with two 445C.....
176151	22635	Feeding Disc (back) Worm Wheel, for 176122.....
176152	22639	Looper Driving Shaft Frame Crank Hinge Bracket (front) Packing (.020" thick).....
176153	-----	Looper Driving Shaft Frame Crank Hinge Bracket (front) Packing (.006" thick).....
176155	22645	Looper Oscillating Cam with 889C.....

No.	Plate	Name
176156	22640	Looper Oscillating Cam Pin.....
176157	22640	" " Crank with 164E.....
176158	22640	" " " Ball.....
176159	22640	" " " Stud.....
176160	22640	" " " Pin.....
176161	22639	Needle Bar 176081 with 176173, for 176162
176162	-----	Needle Bar complete, Nos. 140082F, 140089F, 140090F, 176161, 176168, 176169, 176171 176172 and 176174.....
176163	22640	Needle Bar Bushing with 176164.....
176164	22640	" " " Steady Pin, for 176163
176165	22647	" " Connection with two 51320E...
176166	22647	" " Eccentric with 889C.....
176168	22640	" " Thread Guide, for 176162.....
176169	22640	" " " Nipper Screw Bushing, for 176162.....
176170	22647	Needle Bar Thread Nipper Slide Rod.....
176171	22640	" " " " Spring, for 176162.....
176172	22640	Needle Clamp, for 176162.....
*176173	-----	" " Body, for 176161.....
176174	22640	" " Steady Pin, for 176162.....
176176	22648	Stitch Indicator.....
176177	22648	" Regulating Screw Stud, for 176178
176178	22648	" " " " 176177 with 176179 and 176180.....
176179	22648	Stitch Regulating Screw Stud Block, for 176178.....
176180	22648	Stitch Regulating Screw Stud Block Pin, for 176178.....
176181	22648	Stitch Regulating Screw Stud Nut Washer.
176182	22648	" " " " Slide Block
*176183	-----	Work Guide, for 176198.....
176184	22645	Machine Base with four wood screws 1 in. No. 10 F.H.....
176185	22650	Feeding Disc Opening Treadle Pitman Rod (upper) Connecting Lever Chain (8 links).....
176187	22647	Feeding Disc (back) with two 445C.....
176188	22647	" " (front) for 176189.....
176189	-----	" " " 176188 with 140091F 176192, 176193, 176195, 176197, two 1477E and fourteen 176194.....
*176190	22645	Feeding Disc (front) Arm with 1396C, for 176191.....
176191	22645	Feeding Disc (front) Arm 176190 with 176132, 176133, 176220 and two 176009
176192	22646	Feeding Disc (front) Bearing Stud, for 176189.....



## NUMERICAL LIST OF PARTS

19

No.	Plate	Name
176193	22646	Feeding Disc (front) Cap Screw Washer, for 176189.....
176194	22646	Feeding Disc (front) Roller, for 176189.
176195	22646	" " " " Washer, for 176189.....
*176196	-----	Work Guide Plate, for 176198.....
176197	22646	Needle Guide, for 176189.....
176198	22647	Work Guide 176183 with 176196.....
176202	22649	Wrench for 176141 (Accessories).....
176220	22646	Feeding Disc (front) Arm Stop Plug, for 176191.....

Genuine Singer Needles should be used  
in Singer Machines.  
These Needles and their Containers  
are marked with the  
Company's Trade Mark "SIMANCO." 1

Needles in Containers marked  
"For Singer Machines"  
are not Singer made needles. 2



Genuine Singer Needles should be used  
in Singer Machines.  
These Needles and their Containers  
are marked with the  
Company's Trade Mark "SIMANCO." 1

Needles in Containers marked  
"For Singer Machines"  
are not Singer made needles. 2

ILLUSTRATIONS  
OF  
PARTS

# PLATE 22634 - FULL SIZE


633




176084



2102




51665



1560



140086



176110




145



159



176119



176116



176107



123183



445



176118



51664



176117



176120



24665



140088





# PLATE 22635 - ONE-HALF SIZE

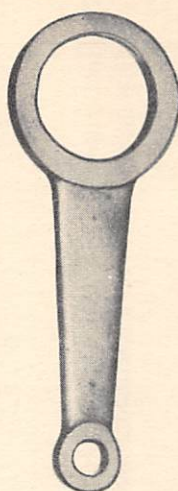
176102 176113

176108



176111




176114



176105




176106



176109



176150



176104



176103



176151




PLATE 22637 - ONE-HALF SIZE

176131



176130



176121



176124



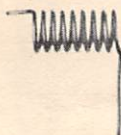
176123




176137



176125




176136



176115



176129




# PLATE 22639 - ONE-HALF SIZE

176143



176145



176161




176140



176146

176147




176148


176152




176142



176144




176149





# PLATE 22640 - FULL SIZE

176163




176141



176172



176168



140089



140090



176171



176169



176158



176159




176156



51320



176157



176174



164



176160



176164




448




PLATE 22645 - ONE-FOURTH SIZE

176100



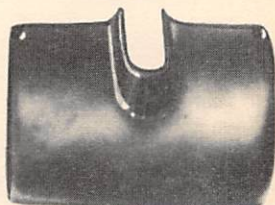
176139



176191




176138



176133


176155



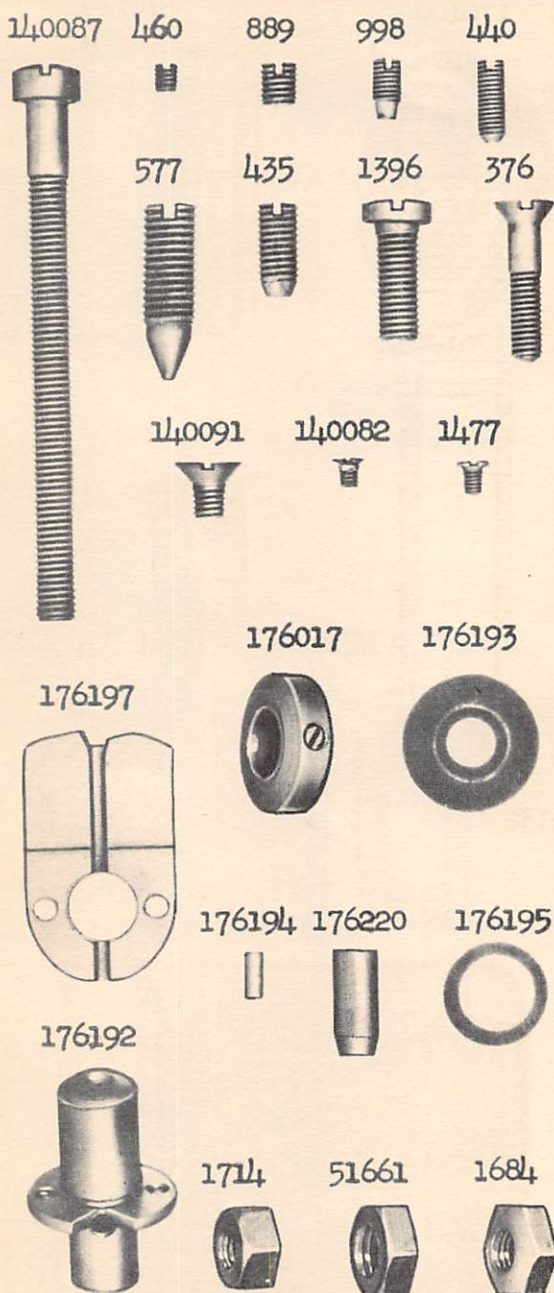
176132

176190

176184



# PLATE 22646 - FULL SIZE







## PLATE 22647 - ONE-HALF SIZE

---

176187




176165



176188



176166




176170



175217



176198



# PLATE 22648 - FULL SIZE

176176



176181



176182



122



176110




176009



176180



51666



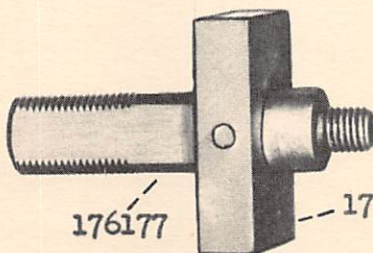
25029



176045 361



176178



176177


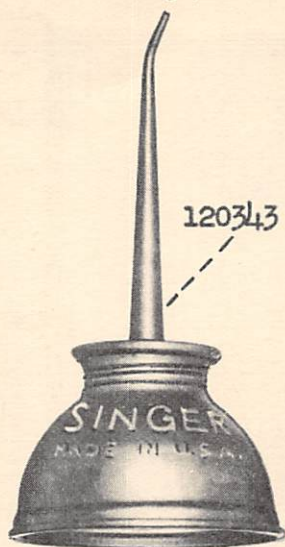
176179

PLATE 22649 - ONE-HALF SIZE

---

120342


26026



49123

49124

176089



176202


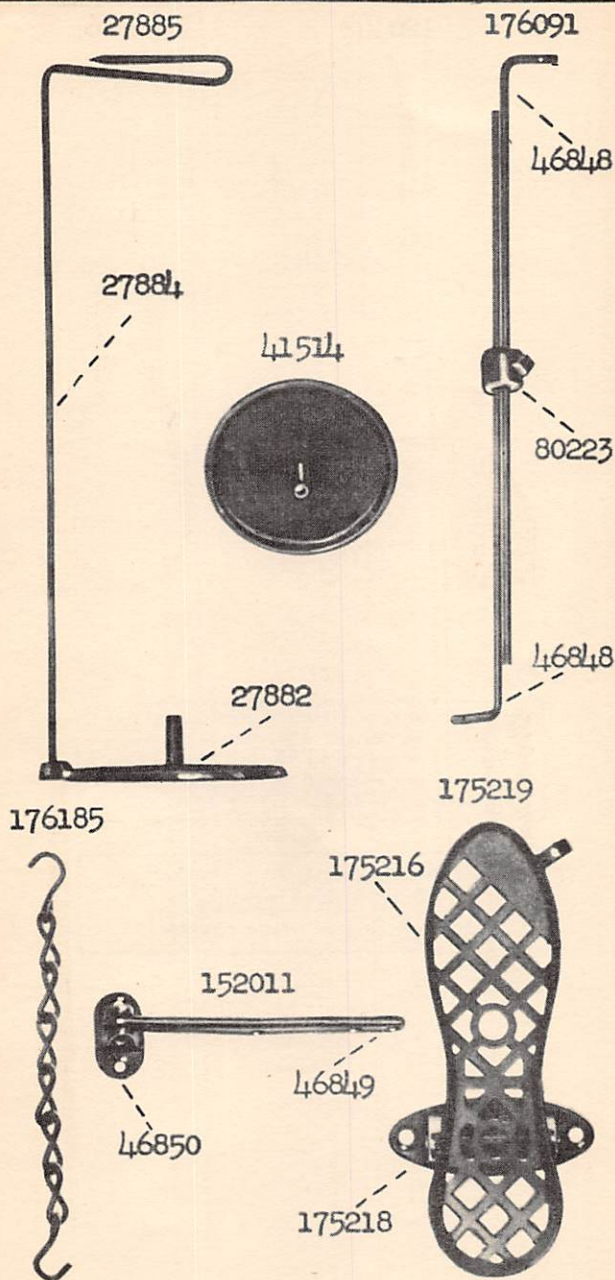




PLATE 22650 - ONE-FOURTH SIZE



Genuine Singer Needles should be used  
in Singer Machines.

These Needles and their Containers  
are marked with the  
Company's Trade Mark "SIMANCO." 1

Needles in Containers marked

"For Singer Machines"

are not Singer made needles.

2

